

The “**ALPHA**” Series 2.1 Active Speaker System

Operation Manual

1. Introduction:

Thank you for your purchase of our **ALPHA** active system.

Please study the operation manual carefully before using the system in order to obtain the optimal results.

This manual is applicable on **ALPHA 12** and **ALPHA 15** system.

Please contact your local agent if you find the manual missing from the product.

Postpone the use of the product until you have read the manual.

2. Attention:

- study the manual carefully.
 - keep the manual for future needs.
 - pay attention to all warning signs.
 - follow the operation instructions as specified.
 - Warning: To prevent fire and electrical shock, please avoid using this product in the rain or in moist / wet environment.
 - use a soft cloth when cleaning is required.
 - do not block the ventilation outlet.
 - do not install and use this product near any machines or equipments which may generate heat, such as radiators, ovens or power amplifiers.
 - protect the power cord, the plug and the socket from being stepped-on or squashed.
 - do not use any components, parts or accessories not specified by the manufacturer.
 - unplug the system from power socket during severe thunder storm, or when the product is not to be used.
 - Call your local agent for service and repair if you find the product not working properly or damaged.
- Defects may occur when the products is abused, dropped, get wet, or when the power cord / plug is broken.

WARNING SIGNS:



Indicates important points or areas where you should pay special attention.



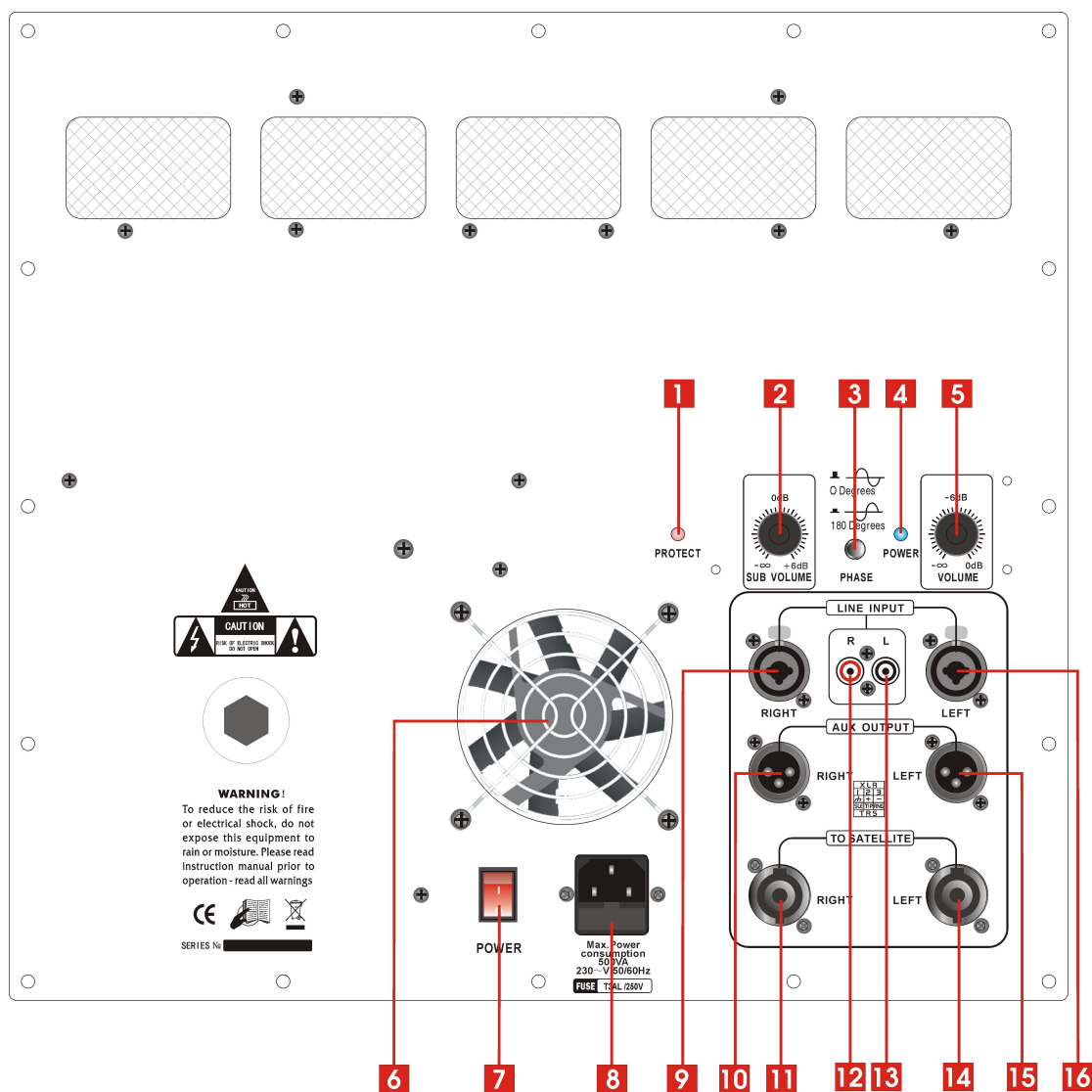
Hazardous. Electrical shock warning.



Caution: Do not remove the cover. No parts inside is repairable by user.

Call qualified technicians for repair or return product to local agent for service.

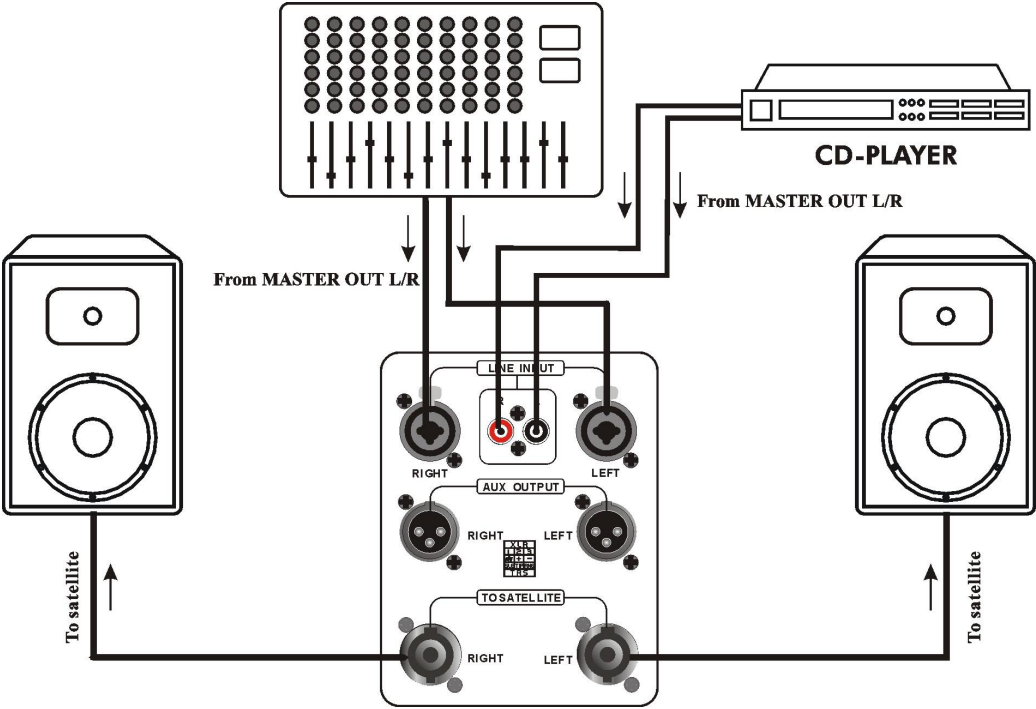
3.Rear Panel Description:



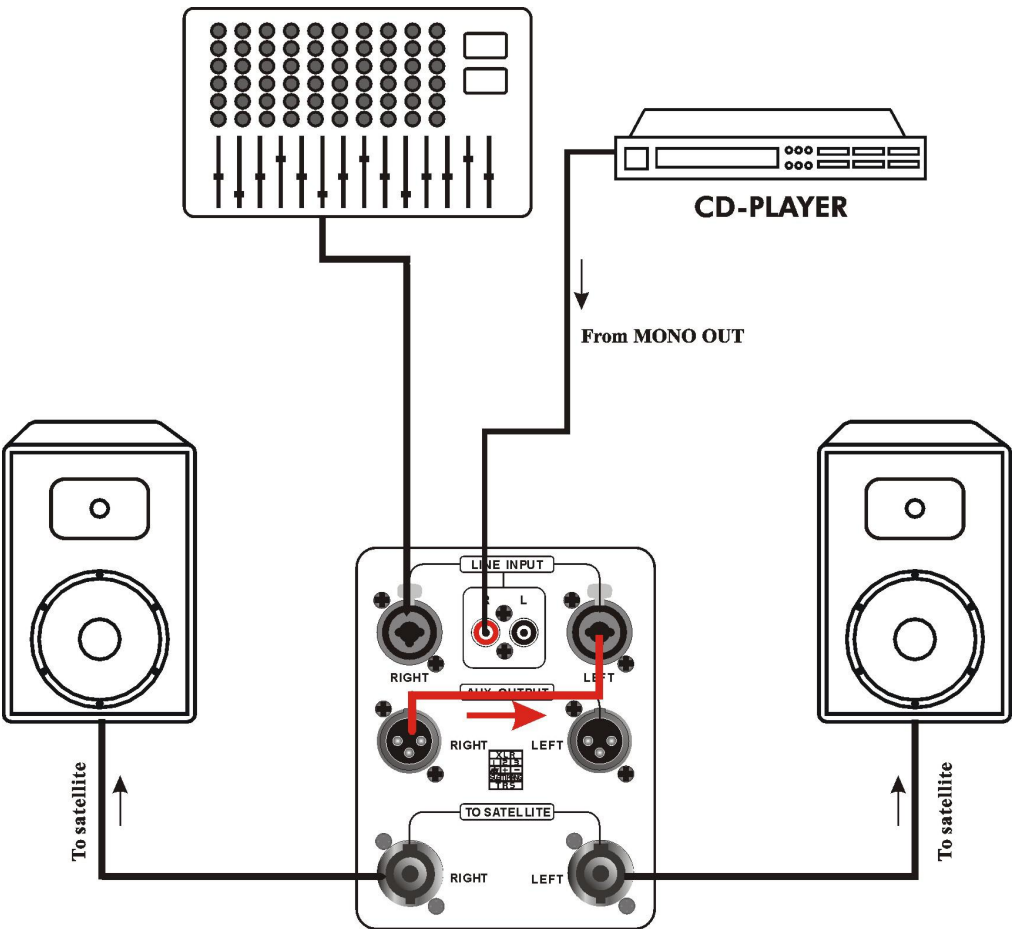
- (1). **PROTECT:** The light is on when defect occurs. The light is off when the system works properly.
- (2). **SUB VOLUME:** Controls the level of incoming signal to the subwoofer.
- (3). **PHASE:** Sets the polarity of the subwoofer output. **Lifted-up:** 0° phase. **Pressed-down:** 180° phase inverted.
- (4). **POWER LED:** Power on/off indicator.
- (5). **VOLUME:** Controls the overall level of incoming signals.
- (6). **Ventilation Fan:** Cooling the built-in amplifier. (Make sure the ventilation outlet is not blocked.)
- (7). **POWER:** Power on/off switch.
- (8). **POWER INPUT:** Connect to power with included power cord. Fused.
- (9). **LINE INPUT (RIGHT) R:** XLR Balanced line input socket for R channel input. (connect to Mixer).
- (10). **AUX OUTPUT (RIGHT) R:** Sends parallel full-range signal to additional systems or components.
- (11). **TO SATELLITE (RIGHT) R:** Speakon connector output for satellite speaker R.
- (12). **LINE INPUT R:** Binding post of banana plug for audio signal input R Channel. (connect to CD Player, for example).
- (13). **LINE INPUT L:** Binding post of banana plug for audio signal input L Channel.
- (14). **TO SATELLITE (LEFT) L:** Speakon connector output for satellite speaker L.
- (15). **AUX OUTPUT (LEFT) L:** Sends parallel full-range signal to additional systems or components.
- (16). **LINE INPUT (LEFT) L:** XLR Balanced line input socket for L channel input.

4: Set-Up Diagrams:

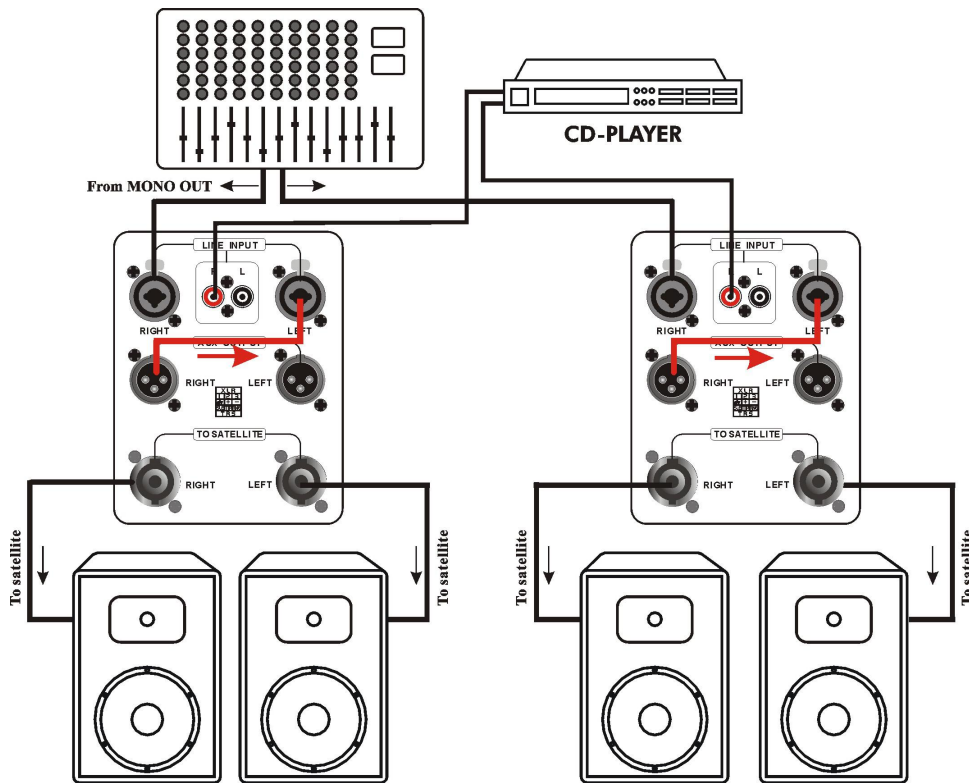
a :Set-up (1).



b : Set-Up (2).



C : Set-Up (3).



Technical Information

subwoofer:

12 " active vented PA subwoofer
built in Dynamic limiter circuits
built in Loudness circuits

Woofer:	AL-1264L ,8 Ohm, 2.5 " Voice Coil
Amplifier Output Power Low:	350 Watt RMS
Amplifier Output Power High:	2x120Watt RMS in 8 Ohm
Freq.Response:	50-180 Hz
Crossover frequency:	180HZ,24dB/oct
Sensitivity :	100dB W/m
Housing:	15mm Plywood (13 layers)
Dimensions(WxHxD):	450 mm×500 mm×600 mm
Weight:	33.8 kg

Satellite:

6.5 " /1 passive vented PA satellite speaker system

Mid Speaker:	AL-638 ,8 Ohm, 1.5 " Voice Coil
High Driver:	AI-H25,8 Ohm 1 " CD hom(90° ×60°)
Freq.Response:	180-20000 Hz
Crossover frequency:	2700HZ,12dB/oct
Sensitivity :	95dB W/m
Housing:	15mm MDF BLACK PU
Dimensions(WxHxD):	240 mm×380 mm×245 mm
Weight:	8 kg

Technical Information

subwoofer:

15 " active vented PA subwoofer
built in Dynamic limiter circuits
built in Loudness circuits

Woofer:	AL-1576L ,8 Ohm, 3 " Voice Coil
Amplifier Output Power Low:	400 Watt RMS
Amplifier Output Power High:	2x150Watt RMS in 8 Ohm
Freq.Response:	50-150 Hz
Crossover frequency:	150HZ,24dB/oct
Sensitivity :	102dB W/m
Housing:	18mm Plywood (13 layers)
Dimensions(WxHxD):	500 mm×590 mm×700 mm
Weight:	46 kg

Satellite:

8/1 passive vented PA satellite speaker system

Mid Speaker:	AL-838 ,8 Ohm, 1.5 " Voice Coil
High Driver:	AI-H25,8 Ohm 1 " CD hom(90° ×60°)
Freq.Response:	150-20000 Hz
Crossover frequency:	2700HZ,12dB/oct
Sensitivity :	95dB W/m
Housing:	15mm MDF BLACK PU
Dimensions(WxHxD):	265 mm×420 mm×255 mm
Weight:	8.5 kg